

### PRODUCT BULLETIN

#### Features & Benefits:

- Precise ultra-fine particle size separation with high removal efficiency
- Variable speed for quick adjusting fineness control
- Low maintenance, easy access for cleaning
- Ceramic liner options for wear and contamination protection
- Compact space saving design

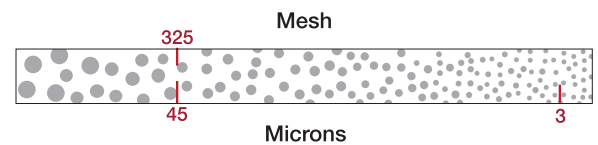
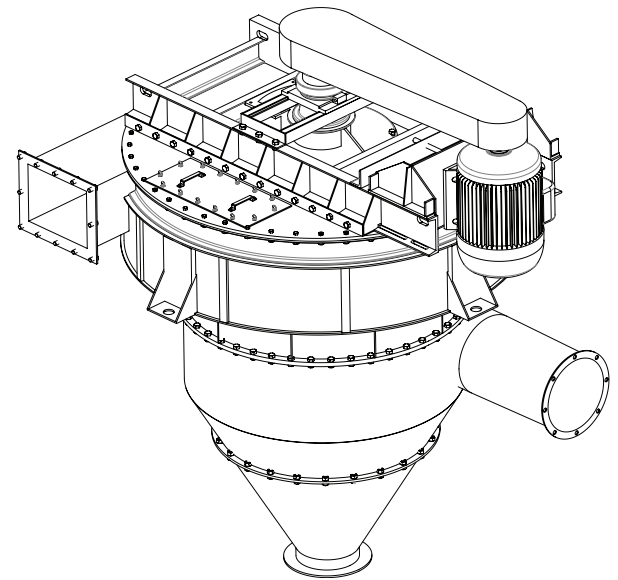
The SuperFine advantage is the high degree of accuracy in the separation of particles from 3 to 45 microns with very tight particle size distribution and throughputs up to 30,000 lbs. per hour. Its compact design makes it ideal for retrofitting to existing applications and is capable of both abrasive and non-abrasive materials. Typical SuperFine applications include ceramics, chemicals, diatomaceous earth, food products, minerals, coal, metal oxides, iron ore, sodium bicarbonate, soda ash, shredded fibers, tobacco and more.

#### How it Works:

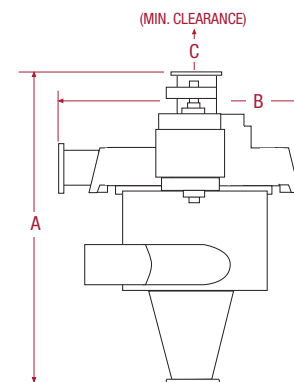
Material is fed into the top of the Superfine Air Classifier through the feed inlet and fall onto the distributor plate. The material is then subjected to centrifugal force and is processed through a variable-speed, multi-blade rejecter cage that allows only the fine sized particles to pass to the fines collector and the coarse particles to fall into the coarse cone and exit by gravity.

#### Applications:

- |                      |               |                      |
|----------------------|---------------|----------------------|
| • Ceramics           | • Minerals    | • Micro-Cement       |
| • Metal Oxides       | • Metals      | • Glass              |
| • Coal               | • Iron Ore    | • Kaolin Clay        |
| • Chemicals          | • Ferrites    | • Hydrated Lime      |
| • Diatomaceous Earth | • Silica Sand | • Sodium Bicarbonate |
| • Micro-Flyash       | • Feldspar    | • Gypsum             |
| • Food Products      | • Soda Ash    |                      |



Product Fineness: 45  $\mu\text{m}$  (325 mesh) - 3  $\mu\text{m}$  (4800 mesh)  
 Feed Capacity: 1 - 15 TPH



#### SUPERFINE AIR CLASSIFIER

MODEL	HP	AIR FLOW VENT (CFM)	FEED RATE (LBS. PER HOUR)	APPROXIMATE WEIGHT		HEIGHT A		DIAMETER B		MIN. CLEARANCE C	
				(LBS)	(KG)	(FT)	(MM)	(FT)	(MM)	(FT)	(MM)
36"	10 – 20	3,000	1,000 - 10,000	2,100	953	5' 6"	1676	3' 9"	1143	3' 6"	1067
72"	25 – 50	9,000	10,000 - 30,000	4,800	2177	9' 6"	2896	7' 4"	2235	4' 8"	1422

Measurements are for general reference only. Please consult dimensional drawings for exact measurements.