

### PRODUCT BULLETIN

### Features & Benefits:

- USDA type mill: Save up to 50% of the capital cost compared to accepted designs
- Eliminates material build up and food contamination with no dead zones
- Easily disassembles by hand without tools, for cleaning
- No screens to blind or tear
- Low pressure wash down design

The Simpactor® FID is a specifically designed USDA type impact mill for milling dry food ingredients to precise fine particle sizes of 50-325 mesh. This mill has the convenience of on-the-fly adjustment of your product size. The rugged design requires minimal maintenance because there is no sizing screens that blind or tear. The Simpactor FID comes in a variety of designs to mill products such as sugar, pet foods, salt and other general food applications.

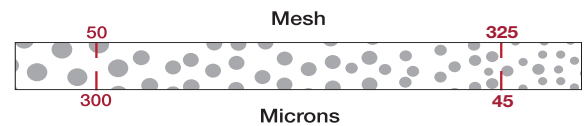
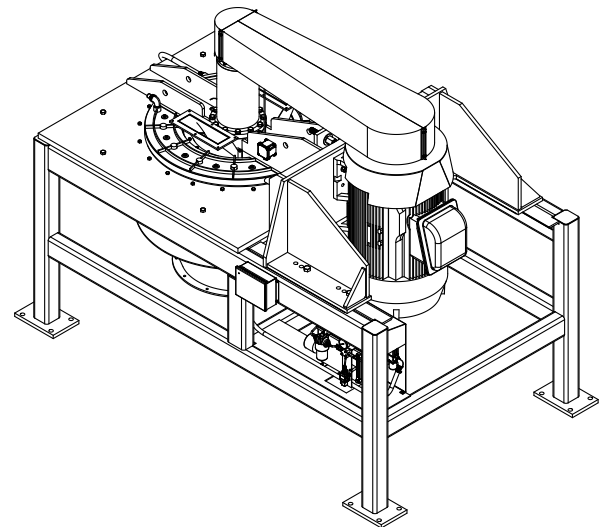
### How it Works:

Materials enter the top of the Simpactor® FID pin mill through a feed chute and drops it onto a spinning horizontal rotor. As the material hits the rotor, centrifugal force throws the powder through a series of vertical impact pins that are concentrically mounted to the rotor, causing the particles to smash apart on impact with the pins. The finely ground particles next hit an angled impact wall and spiral out the bottom of the mill for collection.

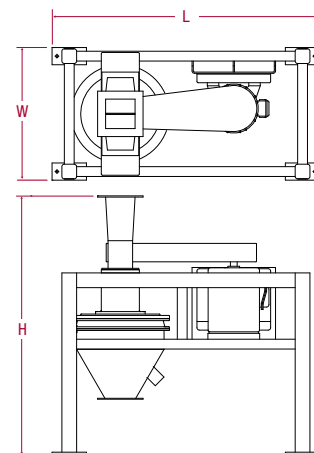
The force imparted to the material is controlled by the speed of the rotor. For maximum energy, the rotor speed would be high; for gentler handling, low rotor speed can be controlled by sheave changes, manual adjustment, or a variable frequency controller.

### Applications:

- Food Processing
- Starch Densification 8 to 12%
- 10x/12x/14x Sugar and Sweeteners
- Table and Finer Salts
- De-hulled Rice
- Wheat and Corn Flour
- Pet Food
- Baking Powder
- Baking Soda
- Food Additives
- Preservatives
- Artificial Flavors
- Nutraceuticals
- Vitamins



Product Fineness: 50 mesh (300 µm)-325 mesh (45 µm)  
 Capacity Range: 4-40 TPH  
 Size Range: 25-300 HP



### SIMPACTOR® FID

MILL SIZE	MAX. MOTOR POWER RANGE (HP)	TONS PER HOUR	APPROXIMATE WEIGHT		OVERALL DIMENSIONS L x W x H	
			(LBS)	(KG)	(IN)	(MM)
#3-16-FID Simpactor	25	4	1,000	454	54" x 26" x 52"	1372 x 660 x 1321
#6-26-FID Simpactor	100	15	3,700	1678	72" x 36" x 70"	1829 x 914 x 1778
#9-40-FID Simpactor	300	40	10,000	4536	96" x 60" x 102"	2286 x 1524 x 2591

Measurements are for general reference only. Please consult dimensional drawings for exact measurements.